

Member Development Data 2021/2022

Contents:

- 1) Member Development Schedule
 - 2) Overall Attendance Figures
 - 3) Scrutiny Attendance Figures
 - 4) Induction Attendance Figures
 - 5) Service Area Attendance Figures
 - 6) Discussion
-

1. Member Development Schedule

May 2021 – January 2022

Key	Session Type
	Members Induction
	Scrutiny Masterclass

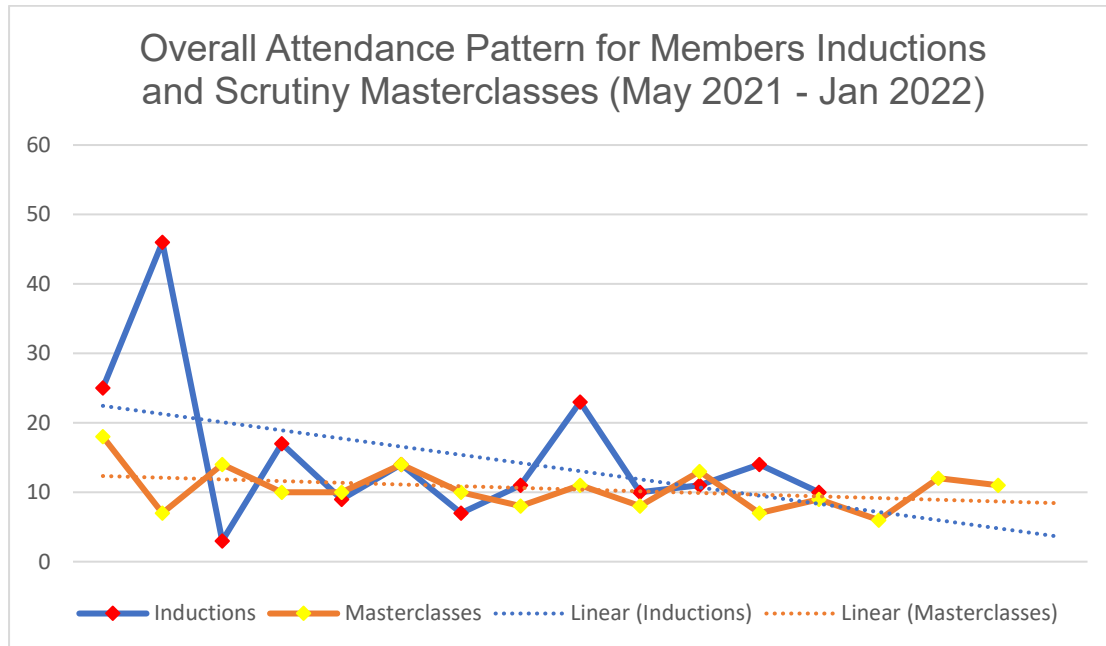
Session Title	Area	Date	Target Audience	Attendance
Scrutiny Induction	Scrutiny	02/06/21	All	25
Highways and Traffic Management Induction Session 1	Highways	04/06/21	All	46
Scrutiny Work Programming Masterclass	CIRS	24/06/21	CIRS	18
Public Rights of Way	Public Rights of Way	01/07/21	PROW	3
Highways and Traffic Management Induction Session 2	Highways	05/07/21	All	17
Introduction to Devon's Communities	Public Health, Communities & Environment	06/07/21	All	9
Safeguarding Adults Masterclass	HACS	06/07/21	HACS	7
Community Health/Social Care Teams Masterclass	HACS	20/07/21	HACS	14
SEND/Ofsted Improvement Masterclass	CSC	28/07/21	CSC	10
Social Care Workforce Masterclass	HACS	03/08/21	HACS	10
Integrated Care System and Local Care Partnership Masterclass	HACS	19/08/21	HACS	14
Best Start in Life/Domestic Abuse Masterclass	CSC	01/09/21	CSC	10
Property Consultancy and Facilities Management Service Model Masterclass	CIRS	14/09/21	CIRS	8
Management Information Masterclass	CIRS	30/09/21	CIRS	11

Introduction to Finance and Budget Setting: Treasury and Capital Management	Treasury and Finance	01/10/21	All	14
Introduction to Devon's Diverse Communities	Public Health, Communities & Environment	05/10/21	All	7
Disability Masterclass	HACS	05/10/21	HACS	8
Public Health Session and COVID-19 Briefing	Public Health, Communities & Environment	12/10/21	All	11
Current System Pressures and Future System Vision Masterclass	HACS	22/10/21	HACS	13
Introduction to the Devon Climate Emergency and Devon County Council's Carbon Reduction Plan	Public Health, Communities & Environment	26/10/21	All	23
Introduction to Finance and Budget Setting: Revenue Budgets	Treasury and Finance	27/10/21	All	10
Emergency Planning and Health Protection in the Local Authority	Public Health, Communities & Environment	03/11/21	All	11
Introduction to Finance and Budget Setting: Risk Management	Treasury and Finance	15/11/21	All	14
Performance Reporting Masterclass	CSC	17/11/21	CSC	7
Briefing on Devon Pension Fund Investment Strategy	Treasury and Finance	19/11/21	All	10
Introduction to Joint Strategic Needs Assessment Masterclass	HACS	24/11/21	HACS	9
Deprivation of Liberty Safeguards Masterclass	HACS	29/11/21	HACS	6
LGA Improvement Advisor Masterclass	CSC	06/12/21	CSC	12
Early Help Masterclass	CSC	11/01/22	CSC	11

CIRS = Corporate Infrastructure & Regulatory Services, HACS = Health & Adult Services, CSC = Children's Services, PROW = Public Rights of Way

2. Overall Attendance Figures

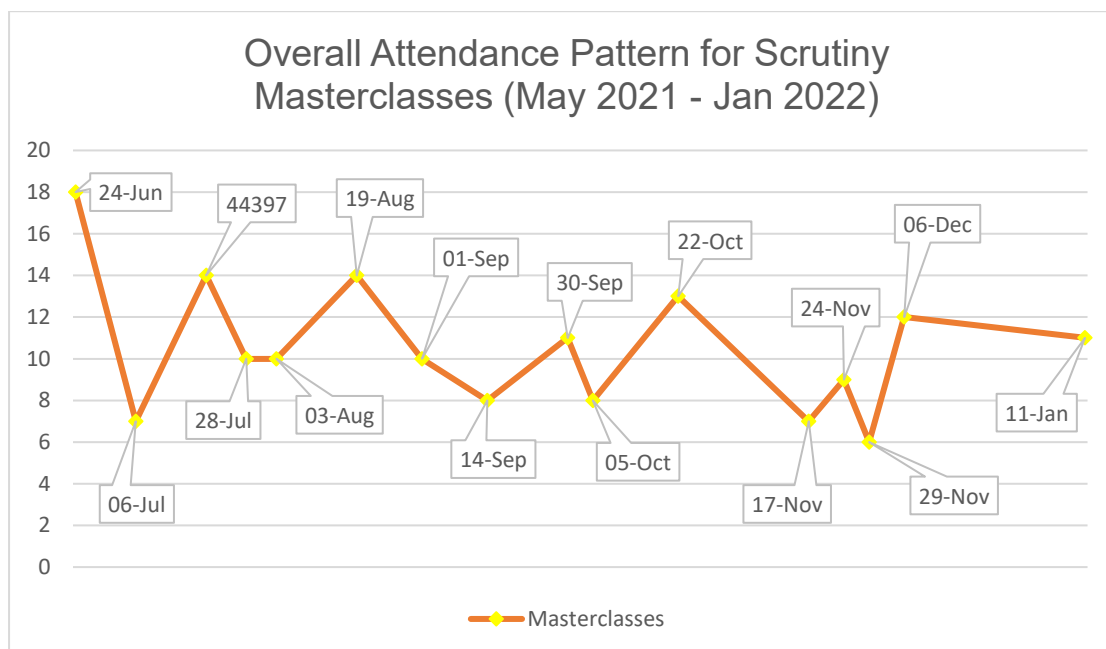
May 2021 – January 2022



- Graph does not intend to give accurate representation of when Inductions and Masterclass took place.
- Instead, it gives a visual measure of how attendance figures fluctuated from session to session. Trendlines show general decrease.

3. Scrutiny Attendance Figures

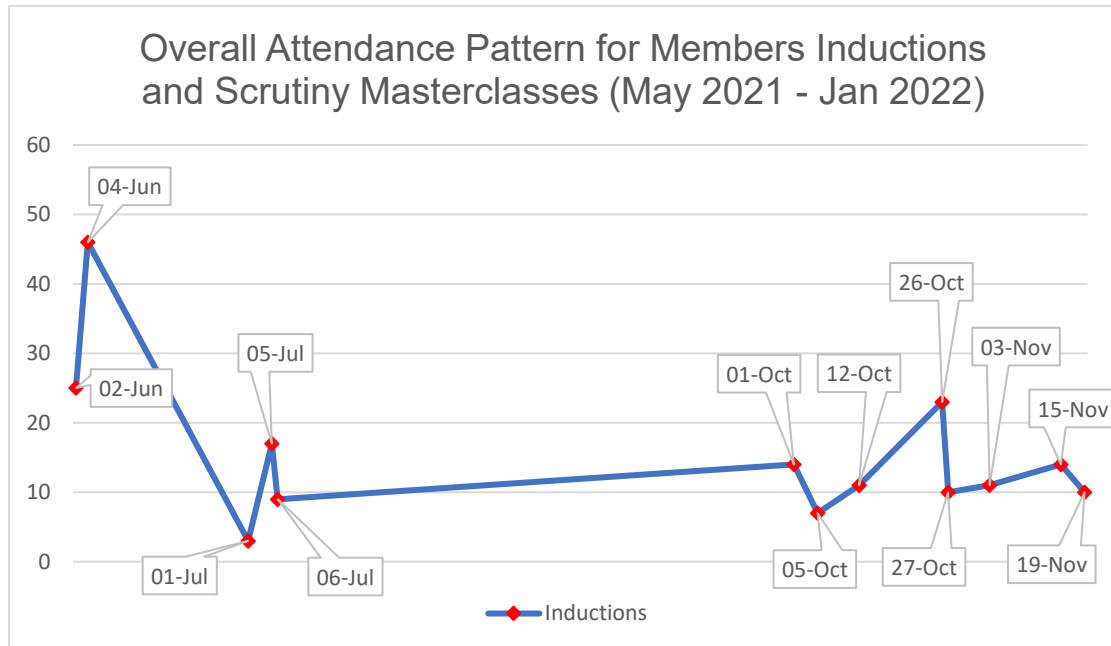
May 2021 – January 2022



- Graph provides a visual measure of how attendance figures for Scrutiny Masterclass varied across dates.

4. Induction Attendance Figures

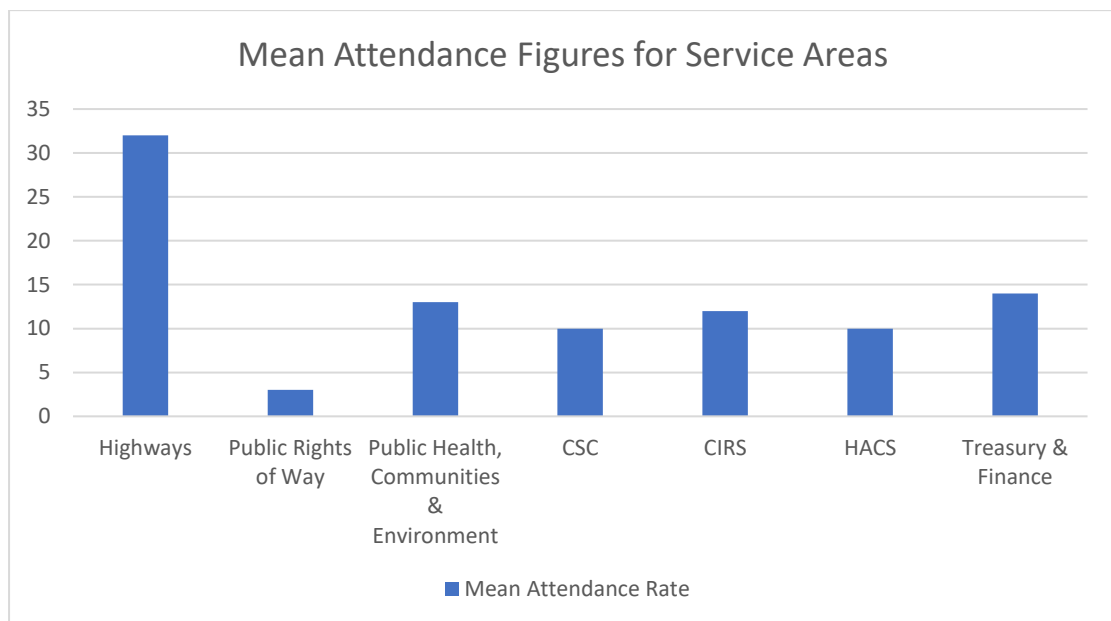
May 2021 – November 2021



- Graph provides a visual measure of how attendance figures for Members Inductions varied across dates.

5. Service Area Attendance Figures

May 2021 – January 2022



- Graph provides a visual measure of how attendance figures vary across service areas. Mean average only.

6. Discussion

This document was produced on the 17th of January 2022 and considers all Members Inductions and Scrutiny Sessions organised by DSSS between June 2021 and January 2022.

Section 1 displays the recorded schedule of events. As of publication, 29 sessions have been organised for Members. This includes 13 Induction Sessions and 16 Scrutiny Masterclasses. These sessions have covered content from at least 8 different service areas and have all been held via Microsoft Teams.

Section 2 displays the overall attendance pattern for Members Inductions and Scrutiny Masterclass. Turnout was recorded at its highest in June, with 46 Members attending *Highways and Traffic Management Session 1* on the 04th of June 2021. The average plotlines demonstrate a general decrease of attendance since June 2021. The mean average is 15 Members across all sessions, with 7 Members having attended over 50% of all sessions.

A plea was made before the Public Health Session in October 2021 for an increased turnout to all sessions, however attendance has seen little to no improvement.

Section 3 displays the attendance of Scrutiny Masterclass in greater detail. Attendance is low but steady, at a mean average of 11 Members across all Scrutiny Masterclasses.

Section 4 displays the attendance of Members Inductions in greater detail. Again, attendance is low but steady, at a mean average of 14 Members across all Members Inductions.

Section 5 displays the average attendance figures across different service areas. *Highways* garnered the highest average turnout of 32 Members, followed by *Treasury & Finance* at 14 Members.